



[P34 MQB Cold Air Intake System, 8V Audi A3/S3 & MkVII Volkswagen Golf/GTI/R Gen 3](#)



**Supplied Parts:**

- 034Motorsport P34 Plastic MQB Intake for 8V Audi A3/S3 & MkVII Volkswagen Golf/GTI/R 1.8T/2.0T Gen 3
- 034Motorsport High-Flow Panel Air Filter
- Integrated SAI Adapter Fitting (for Golf, GTI, A3) and Block Off Plate (for Golf R and S3)
- 2.75" Silicone Coupler and Hose Clamps

**Tools Needed:**

- Hands (2) (*Opposable thumbs are required!*)
- T25 Torx
- 4mm Allen
- 7mm Socket
- Socket Extension
- Swivel Joint for Socket
- Flathead Screwdriver
- Torque Wrench


034Motorsport's P34 Cold Air Intake System was engineered to create a performance replacement for the factory airbox that reduces pressure drop in the intake tract, while offering OEM+ fit and finish. The result provides substantial power gains from a one-piece high-quality plastic unit that bolts directly onto the factory lower air box.

Installation of this upgrade is a straightforward process that will take approximately one hour to complete.

**Step 1** – Allow engine to sufficiently cool before tackling installation, and be sure to open the hood for easy access to the intake. Make sure you have all tools necessary for installation of the 034Motorsport MQB P34 Intake System.




**Step 2** – Using the T25 Torx bit, loosen and remove all 8 screws securing the upper airbox to the lower airbox. Set 6 of the screws aside for reinstallation of the 034Motorsport MQB P34 Intake System.



**Step 3** – Remove the breather hose from the front left side of the factory airbox.



**Step 4** – Using a 7mm socket, loosen the hose clamp securing the inlet tube to the turbo.



**Step 5** – The air box should now be completely free. Lift up and away to remove the upper air box and factory inlet tube from the engine bay.



**Step 6** – With the upper air box removed, lift the factory panel air filter from the lower air box.



**Step 7** – Remove the air baffle from the factory lower air box. **Note:** This piece has tight tolerances within the air box, and will take some wiggling and coaxing to remove. This baffle will not be used when installing the 034Motorsport MQB P34 Intake System.



**Step 8** – The 034Motorsport MQB P34 Intake System includes a provision for the airbox-mounted secondary air injection fitted on Golf, GTI, and A3. For those with a Golf R or S3, a block-off plate is provided in the kit to eliminate the SAI provision.



**Step 9** – For Golf, GTI, and A3 owners, mount the SAI provision on the side of the airbox using the provided fitting and allen bolt. Torque bolt to 4 Nm using a 4mm Allen key.



**Step 10** – For Golf R and S3 owners, install the provided block-off plate on the side of the air box using the supplied allen bolt. Torque bolt to 4 Nm using a 4mm Allen key.



**Step 11** – Pre-install the 2.75” silicone coupler to the turbo inlet pipe using the supplied hose clamps. Using a Flathead Screwdriver, tighten the clamp securing the silicone to the turbo inlet pipe, and leave the other loose to fit around the intake when installing.



**Step 12** – Install 034Motorsport High-Flow Panel Air Filter into factory lower air box. **Note:** Be sure filter is seated and flush with the factory lower air box.



**Step 13** – Once the air filter is installed in the factory lower air box and silicone coupler are secured to the turbo inlet pipe, place unit on top of factory lower air box and align inlet tube with turbo inlet. After aligning the other side of the intake with the lower air box, tighten and secure the hose clamp holding the silicone coupler to turbo inlet and air box using a Flathead Screwdriver.




**Step 14** – Install 6 of the 8 factory Torx screws and washers to secure the 034Motorsport MQB P34 Intake System to the factory lower air box. Torque screws to 4 Nm with a T25 Torx.





**Step 15** – Install the factory vent hose to the nipple fitting on the left side of the 034Motorsport MQB P34 Intake System.



**Step 16** – Take a step back, and admire the OEM fit and finish of your new 034Motorsport MQB P34 Intake System!

